





TanQuid Sites & Services - Status Jan 17

Tank Sites	Total capacity m ³	No of tanks	Volume from – to m ³	Product types	Transshipment facilities			
								
Berlin	189,000	71	100 – 20,000	mineral oil products biogenics	●	●	●	
Duisburg	229,000 (247,000 incl. lpg)	118 (127 incl. lpg)	50 – 9,300	mineral oil products biogenics chemicals petrochemicals heavy heating oil operatorship for lpg 18,000 m ³	●	●	●	●
Essen	141,600	12	1,000 – 39,500	diesel fuel		●		
Hanover-Letter	18,500 (24,500 incl. jet fuel)	12 (14 incl. jet fuel)	500 – 3,000	mineral oil products biogenics operatorship for jet fuel 6,000 m ³	●	●	●	●
Hünxe	860,100	52	1,425 – 55,000	mineral oil products		●	●	●
Koblenz	36,600	8	2,900 – 5,300	mineral oil products		●	●	
Marbach operatorship	73,200	8	2,500 – 10,000	mineral oil products operatorship		●	●	
Munich	164,000	11	2,000 – 48,000	mineral oil products	●		●	
Neuss 1	56,900	28	600 – 9,000	mineral oil products biogenics chemicals		●	●	
Neuss 2	24,600	7	2,500 – 5,000	mineral oil products heavy heating oil	●	●	●	
Oberhausen	101,400	60	100 – 10,000	mineral oil products chemicals oil residues/solvents	●		●	●
Plochingen	84,100	15	220 – 11,450	mineral oil products jet fuel	●	●	●	
Speyer	785,900	55	215 – 60,000	mineral oil products biogenics chemicals jet fuel	●	●	●	●
Salzgitter	81,700	8	3,000 – 12,000	mineral oil products	●	●	●	
Radzionków Poland	136,600	25	100 – 10,000	mineral oil products biofuels	●		●	

German tank farms	2,773,900 m ³
German tank farms incl. operatorship Marbach	2,847,100 m ³
German tank farms incl. operatorship Hanover / Duisburg	2,871,100 m ³
German tank farms incl. Poland	2,983,700 m ³
German tank farms incl. operatorship and Poland	3,007,700 m ³